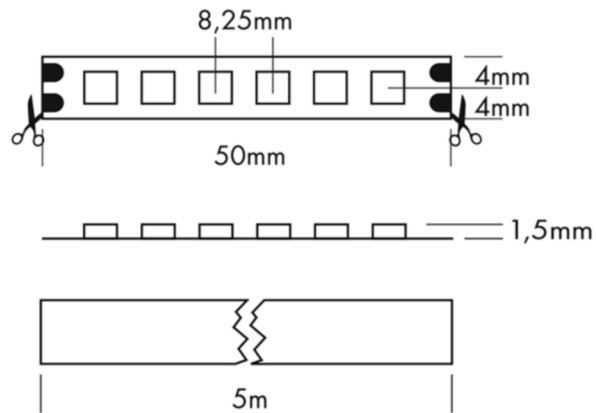


Article name: Flex Strip 600-95 Mono - W

Article number: L66904



Article description:

The PROLED FLEX STRIPS are perfect for indirect lighting, as custom made versions for fair or shop applications as well as for all kinds of illumination. Due to their shallow design and the individually adaptable lengths the PROLED FLEX STRIPS offer a wide spectrum of application possibilities.

- High flexibility - adaptable to round shapes.
- Installation with 3M adhesive tape on the strip's backside (self adhesive).
- dimmable and controllable via DMX 512, DALI, KNX, 1-10V, CASAMBI, RF by MULTI power supplies/controller

Technical:

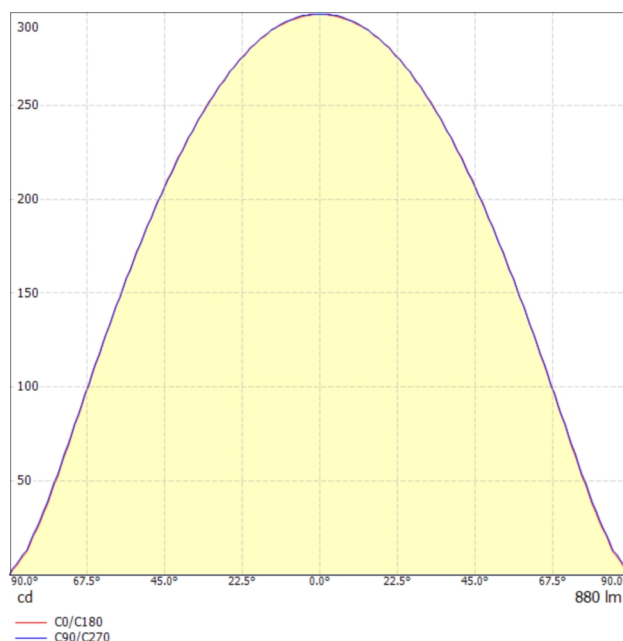
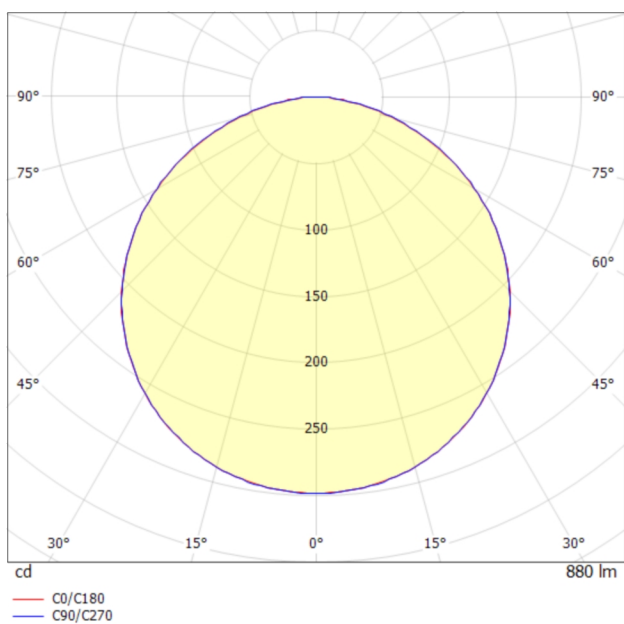
Mounting type:	Surface-mounted on ceiling	Electric:	
Adjustability:	Fixed	System power:	9.6 W
Controllability:	Dimmable	Current:	24 V
Safety:	IP20	Safety class:	3
Temperature range:	-10...45 °C	EEL:	A++ - A
Lifetime:	50.000 h at L80B10	UGR:	30.1

Shape and dimensions:

Length:	1000 mm
Width:	8 mm
Height:	2 mm
Weight:	-

Light output 1 (LED 6000K - CRI 95):

Lamp type:	LED
Lamp power:	9.6 W
Total luminous flux:	880 lm
Light efficiency:	91.7 lm/W
CCT:	6000 K
CRI:	95
Light distribution:	(Symmetrical) Wide flood (half value angle 45° ... 125°)



Data sheet

L66904 - Flex Strip 600-95 Mono - W



0.5	1.58	E(0°) E(C0)	57.7°	672 51
1.0	3.16	E(0°) E(C0)	57.7°	168 13
1.5	4.75	E(0°) E(C0)	57.7°	75 6
2.0	6.33	E(0°) E(C0)	57.7°	42 3
2.5	7.91	E(0°) E(C0)	57.7°	27 2
3.0	9.49	E(0°) E(C0)	57.7°	19 1

Distance Cone diameter Illuminance

— C0/C180 (Half-peak divergence: 115.4°)

Glare evaluation according to UGR

p Ceiling	70	70	50	50	30	70	70	50	50	30
p Walls	50	30	50	30	30	50	30	50	30	30
p Floor	20	20	20	20	20	20	20	20	20	20

Room size X	Y	Viewing direction at right angles to lamp axis					Viewing direction parallel to lamp axis				
		2H	2H	26.2	27.6	26.6	27.8	28.1	26.3	27.6	26.6
2H	3H	27.8	29.0	28.1	29.3	29.6	27.8	29.0	28.2	29.3	29.6
2H	4H	28.4	29.5	28.8	29.8	30.1	28.4	29.6	28.8	29.9	30.2
2H	6H	28.8	29.9	29.2	30.2	30.5	28.9	29.9	29.2	30.2	30.5
2H	8H	28.9	30.0	29.3	30.3	30.6	29.0	30.0	29.4	30.3	30.7
2H	12H	29.0	30.0	29.4	30.3	30.6	29.1	30.0	29.4	30.4	30.7
4H	2H	26.9	28.1	27.3	28.4	28.7	26.9	28.1	27.3	28.4	28.7
4H	3H	28.7	29.7	29.1	30.0	30.3	28.7	29.7	29.1	30.0	30.3
4H	4H	29.4	30.3	29.8	30.6	31.0	29.4	30.3	29.8	30.6	31.0
4H	6H	29.9	30.7	30.4	31.1	31.5	30.0	30.7	30.4	31.1	31.5
4H	8H	30.1	30.8	30.5	31.2	31.6	30.1	30.8	30.6	31.2	31.7
4H	12H	30.2	30.8	30.6	31.2	31.7	30.3	30.9	30.7	31.3	31.7
8H	4H	29.7	30.4	30.1	30.8	31.2	29.7	30.4	30.2	30.8	31.2
8H	6H	30.3	30.9	30.8	31.3	31.8	30.4	30.9	30.8	31.4	31.8
8H	8H	30.6	31.1	31.1	31.5	32.0	30.6	31.1	31.1	31.6	32.1
8H	12H	30.7	31.2	31.2	31.6	32.1	30.8	31.2	31.3	31.7	32.2
12H	4H	29.7	30.3	30.2	30.8	31.2	29.7	30.4	30.2	30.8	31.2
12H	6H	30.4	30.9	30.9	31.4	31.8	30.4	30.9	30.9	31.4	31.9
12H	8H	30.7	31.1	31.2	31.6	32.1	30.7	31.1	31.2	31.6	32.1

Variation of the observer position for the luminaire distances S		
S = 1.0H	+0.1 / -0.1	+0.1 / -0.1
S = 1.5H	+0.2 / -0.3	+0.2 / -0.3
S = 2.0H	+0.4 / -0.7	+0.4 / -0.7

Standard table	BK06	BK06
Correction summand	13.5	13.5

Correction glare indices referring to 880lm total luminous flux

Status 08.12.2020

Technical amendments and errors reserved.