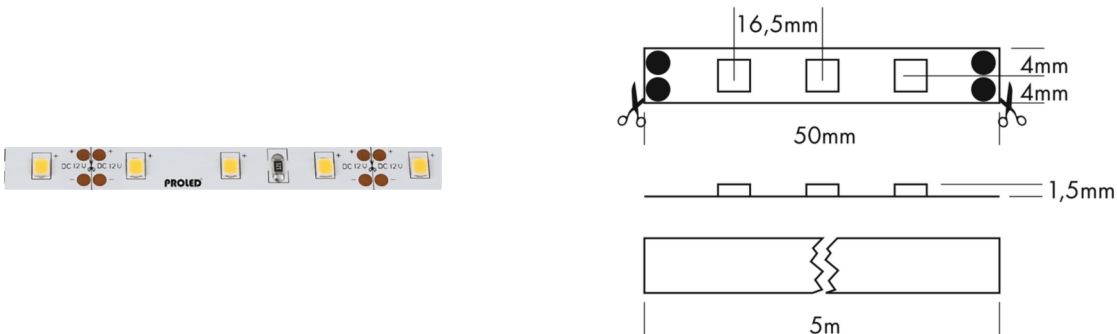


Article name: Flex Strip 300-12 Mono - UWW

Article number: L6236



Article description:

The PROLED FLEX STRIPS are perfect for indirect lighting, as custom made versions for fair or shop applications as well as for all kinds of illumination. Due to their shallow design and the individually adaptable lengths the PROLED FLEX STRIPS offer a wide spectrum of application possibilities.

- High flexibility - adaptable to round shapes.
- Installation with 3M adhesive tape on the strip's backside (self adhesive).
- dimmable and controllable via DMX 512, DALI, KNX, 1-10V, CASAMBI, RF by MULTI power supplies/controller

Technical:

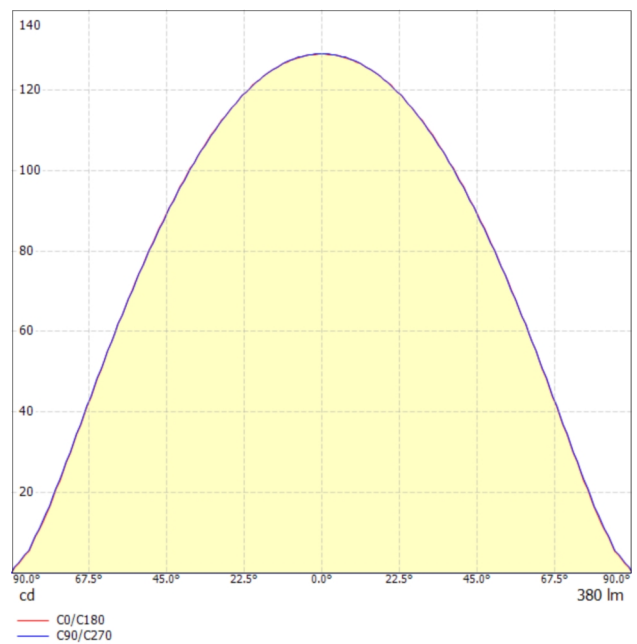
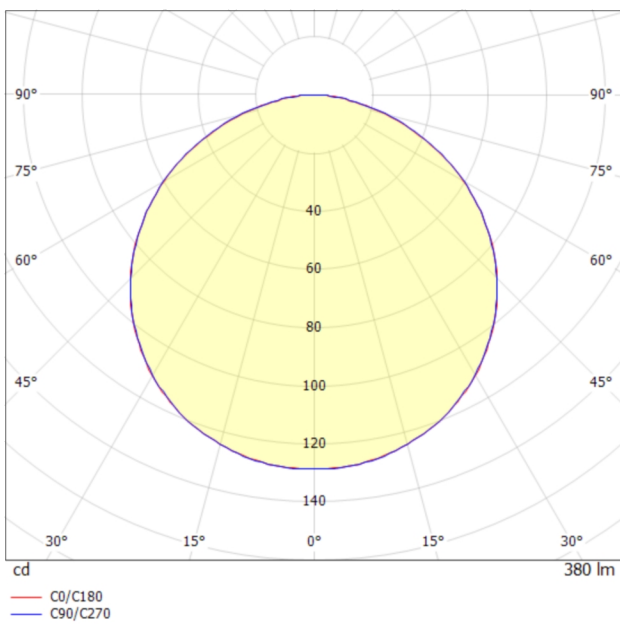
Mounting type:	Surface-mounted on ceiling	Electric:	
Adjustability:	Fixed	System power:	4.8 W
Controllability:	Dimmable	Current:	12 V
Safety:	IP20	Safety class:	3
Temperature range:	-10...45 °C	EEL:	A++ - A
Lifetime:	50.000 h at L80B10	UGR:	28.45

Shape and dimensions:

Length:	1000 mm
Width:	8 mm
Height:	2 mm
Weight:	-

Light output 1 (LED 2400K - CRI 90):

Lamp type:	LED
Lamp power:	4.8 W
Total luminous flux:	380 lm
Light efficiency:	79.2 lm/W
CCT:	2400 K
CRI:	90
Light distribution:	(Symmetrical) Wide flood (half value angle 45° ... 125°)



Data sheet

L6236 - Flex Strip 300-12 Mono - UWW



0.5	1.58	E(0°) E(C0)	57.7°	418 32
1.0	3.16	E(0°) E(C0)	57.7°	105 8
1.5	4.75	E(0°) E(C0)	57.7°	46 4
2.0	6.33	E(0°) E(C0)	57.7°	26 2
2.5	7.91	E(0°) E(C0)	57.7°	17 1
3.0	9.49	E(0°) E(C0)	57.7°	12 1

Distance Cone diameter Illuminance

— C0/C180 (Half-peak divergence: 115.4°)

Glare evaluation according to UGR

p Ceiling	70	70	50	50	30	70	70	50	50	30
p Walls	50	30	50	30	30	50	30	50	30	30
p Floor	20	20	20	20	20	20	20	20	20	20

Room size X	Y	Viewing direction at right angles to lamp axis					Viewing direction parallel to lamp axis				
		2H	2H	24.6	25.9	24.9	26.2	26.4	24.6	25.9	24.9
2H	3H	26.2	27.4	26.5	27.6	27.9	26.2	27.4	26.5	27.7	27.9
2H	4H	26.8	27.9	27.1	28.2	28.5	26.8	27.9	27.1	28.2	28.5
2H	6H	27.2	28.2	27.5	28.5	28.9	27.2	28.3	27.6	28.6	28.9
2H	8H	27.3	28.3	27.7	28.6	29.0	27.3	28.4	27.7	28.7	29.0
2H	12H	27.4	28.3	27.7	28.7	29.0	27.4	28.4	27.8	28.7	29.1
4H	2H	25.3	26.4	25.6	26.7	27.0	25.3	26.4	25.6	26.7	27.0
4H	3H	27.0	28.0	27.4	28.3	28.7	27.0	28.0	27.4	28.4	28.7
4H	4H	27.8	28.6	28.2	29.0	29.4	27.8	28.6	28.2	29.0	29.4
4H	6H	28.3	29.0	28.7	29.4	29.8	28.3	29.1	28.7	29.5	29.9
4H	8H	28.4	29.1	28.9	29.5	30.0	28.5	29.2	28.9	29.6	30.0
4H	12H	28.5	29.2	29.0	29.6	30.0	28.6	29.2	29.1	29.6	30.1
8H	4H	28.1	28.7	28.5	29.1	29.6	28.1	28.8	28.5	29.2	29.6
8H	6H	28.7	29.3	29.2	29.7	30.2	28.7	29.3	29.2	29.7	30.2
8H	8H	28.9	29.4	29.4	29.9	30.4	29.0	29.5	29.5	29.9	30.4
8H	12H	29.1	29.5	29.6	30.0	30.5	29.2	29.6	29.7	30.1	30.6
12H	4H	28.1	28.7	28.5	29.1	29.6	28.1	28.7	28.5	29.1	29.6
12H	6H	28.8	29.2	29.2	29.7	30.2	28.8	29.3	29.3	29.7	30.2
12H	8H	29.0	29.4	29.5	29.9	30.4	29.1	29.5	29.6	30.0	30.5

Variation of the observer position for the luminaire distances S		
S = 1.0H	+0.1 / -0.1	+0.1 / -0.1
S = 1.5H	+0.2 / -0.3	+0.2 / -0.3
S = 2.0H	+0.4 / -0.7	+0.4 / -0.7

Standard table	BK06	BK06
Correction summand	11.8	11.8

Correction glare indices referring to 380lm total luminous flux