

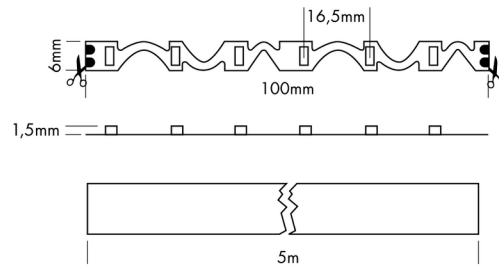
Data sheet

L62SN04 - Flex Strip Snake - W

PROLED®

Article name: Flex Strip Snake - W

Article number: L62SN04



Article description:

The PROLED FLEX STRIPS are perfect for indirect lighting, as custom made versions for fair or shop applications as well as for all kinds of illumination. Due to their shallow design and the individually adaptable lengths the PROLED FLEX STRIPS offer a wide spectrum of application possibilities.

- High flexibility - adaptable to round shapes.
- Installation with 3M adhesive tape on the strip's backside (self adhesive).
- dimmable and controllable via DMX 512, DALI, KNX, 1-10V, CASAMBI, RF by MULTI power supplies/controller

Technical:

Mounting type: Surface-mounted on ceiling

Adjustability: Fixed

Controllability: Dimmable

Safety: IP20

Temperature range: -10...45 °C

Lifetime: 50.000 h at L80B10

Electric:

System power: 4.8 W

Current: 24 V

Safety class: 3

EEL: A++ - A

UGR: 28

Shape and dimensions:

Length: 1000 mm

Width: 6 mm

Height: 2 mm

Weight: -

Status 08.12.2020

Technical amendments and errors reserved.

PROLED®

MBN GmbH | Balthasar-Schaller-Str. 3 | 86316 Friedberg | Germany

Phone +49.821.60099-0 | Fax +49.821.60099-99

info@proled.com | proled.com

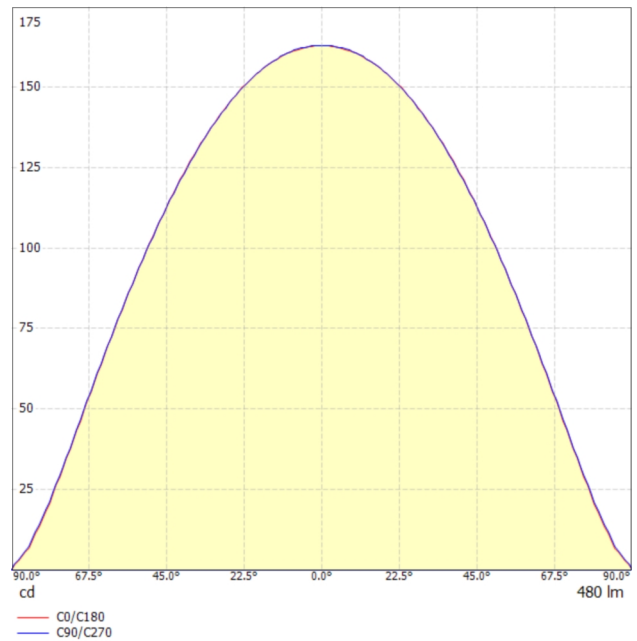
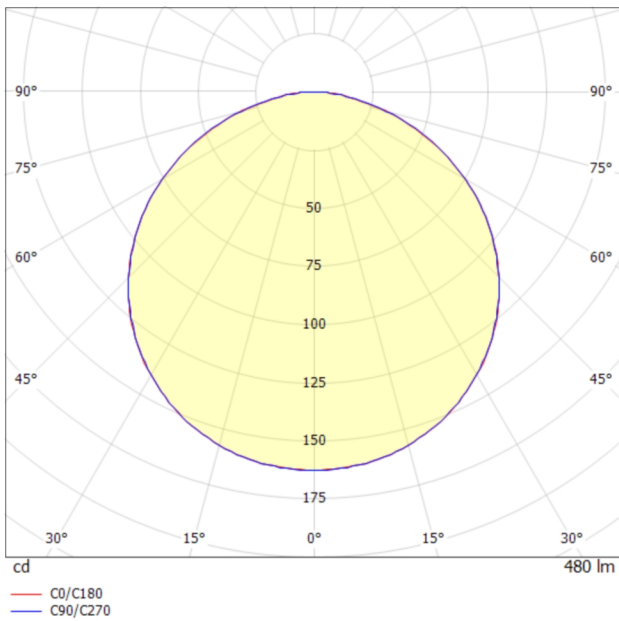
Data sheet

L62SN04 - Flex Strip Snake - W



Light output 1 (LED 6000K - CRI 90):

Lamp type:	LED
Lamp power:	4.8 W
Total luminous flux:	480 lm
Light efficiency:	100 lm/W
CCT:	6000 K
CRI:	90
Light distribution:	(Symmetrical) Wide flood (half value angle 45° ... 125°)



Status 08.12.2020

Technical amendments and errors reserved.

Data sheet

L62SN04 - Flex Strip Snake - W



0.5	1.58	E(0°) E(C0)	367 28	57.7°
1.0	3.16	E(0°) E(C0)	92 7	57.7°
1.5	4.75	E(0°) E(C0)	41 3	57.7°
2.0	6.33	E(0°) E(C0)	23 2	57.7°
2.5	7.91	E(0°) E(C0)	15 1	57.7°
3.0	9.49	E(0°) E(C0)	10 1	57.7°

Distance Cone diameter Illuminance

— C0/C180 (Half-peak divergence: 115.4°)

Glare evaluation according to UGR

p Ceiling	70	70	50	50	30	30	70	70	50	50	30	30
p Walls	50	30	50	30	30	30	50	30	50	30	30	30
p Floor	20	20	20	20	20	20	20	20	20	20	20	20

Room size X	Y	Viewing direction at right angles to lamp axis					Viewing direction parallel to lamp axis				
		2H	2H	24.2	25.5	24.5	25.7	26.0	24.2	25.5	24.5
2H	3H	25.7	26.9	26.0	27.2	27.5	25.7	26.9	26.1	27.2	27.5
2H	4H	26.3	27.5	26.7	27.7	28.0	26.3	27.5	26.7	27.8	28.1
2H	6H	26.7	27.8	27.1	28.1	28.4	26.8	27.8	27.1	28.1	28.4
2H	8H	26.8	27.9	27.2	28.2	28.5	26.9	27.9	27.3	28.2	28.6
2H	12H	26.9	27.9	27.3	28.2	28.6	27.0	27.9	27.3	28.3	28.6
4H	2H	24.8	26.0	25.2	26.3	26.6	24.8	26.0	25.2	26.3	26.6
4H	3H	26.6	27.6	27.0	27.9	28.2	26.6	27.6	27.0	27.9	28.3
4H	4H	27.3	28.2	27.7	28.5	28.9	27.3	28.2	27.7	28.6	28.9
4H	6H	27.8	28.6	28.3	29.0	29.4	27.9	28.6	28.3	29.0	29.4
4H	8H	28.0	28.7	28.4	29.1	29.5	28.0	28.7	28.5	29.1	29.6
4H	12H	28.1	28.7	28.6	29.1	29.6	28.2	28.8	28.6	29.2	29.6
8H	4H	27.6	28.3	28.0	28.7	29.1	27.6	28.3	28.1	28.7	29.1
8H	6H	28.2	28.8	28.7	29.3	29.7	28.3	28.9	28.8	29.3	29.8
8H	8H	28.5	29.0	29.0	29.4	29.9	28.5	29.0	29.0	29.5	30.0
8H	12H	28.6	29.1	29.1	29.5	30.1	28.7	29.1	29.2	29.6	30.1
12H	4H	27.6	28.2	28.1	28.7	29.1	27.6	28.3	28.1	28.7	29.1
12H	6H	28.3	28.8	28.8	29.3	29.7	28.3	28.8	28.8	29.3	29.8
12H	8H	28.6	29.0	29.1	29.5	30.0	28.6	29.0	29.1	29.5	30.0

Variation of the observer position for the luminaire distances S		
S = 1.0H	+0.1 / -0.1	+0.1 / -0.1
S = 1.5H	+0.2 / -0.3	+0.2 / -0.3
S = 2.0H	+0.4 / -0.7	+0.4 / -0.7

Standard table	BK06	BK06
Correction summand	11.4	11.4

Correction glare indices referring to 480lm total luminous flux