

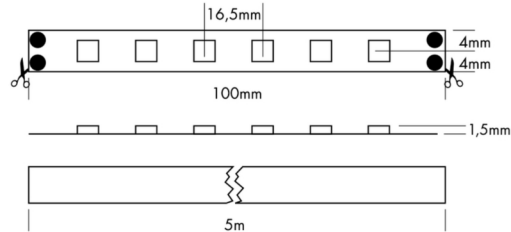
# Data sheet

L62804 - Flex Strip 300 Mono - W

**PROLED®**

Article name: Flex Strip 300 Mono - W

Article number: L62804



## Article description:

The PROLED FLEX STRIPS are perfect for indirect lighting, as custom made versions for fair or shop applications as well as for all kinds of illumination. Due to their shallow design and the individually adaptable lengths the PROLED FLEX STRIPS offer a wide spectrum of application possibilities.

- High flexibility - adaptable to round shapes.
- Neutral white, warm white and super warm white for customizing also available in 20m reels. Please pay attention to the maximum length (5m) per power input.
- Installation with 3M adhesive tape on the strip's backside (self adhesive).
- dimmable and controllable via DMX 512, DALI, KNX, 1-10V, CASAMBI, RF by MULTI power supplies/controller

## Technical:

<b>Mounting type:</b>	Surface-mounted on ceiling	<b>Electric:</b>	
<b>Adjustability:</b>	Fixed	System power:	4.8 W
<b>Controllability:</b>	Dimmable	Current:	24 V
<b>Safety:</b>	IP20	Safety class:	3
<b>Temperature range:</b>	-10...45 °C	EEL:	A++ - A
<b>Lifetime:</b>	50.000 h at L80B10	UGR:	29.12

## Shape and dimensions:

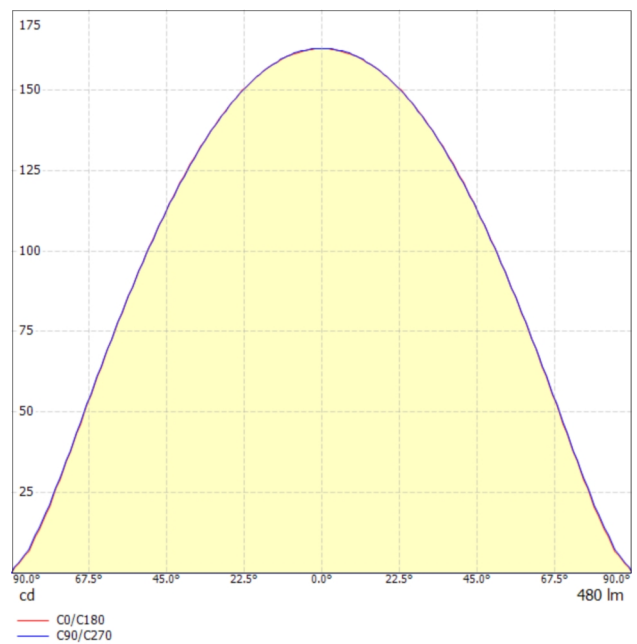
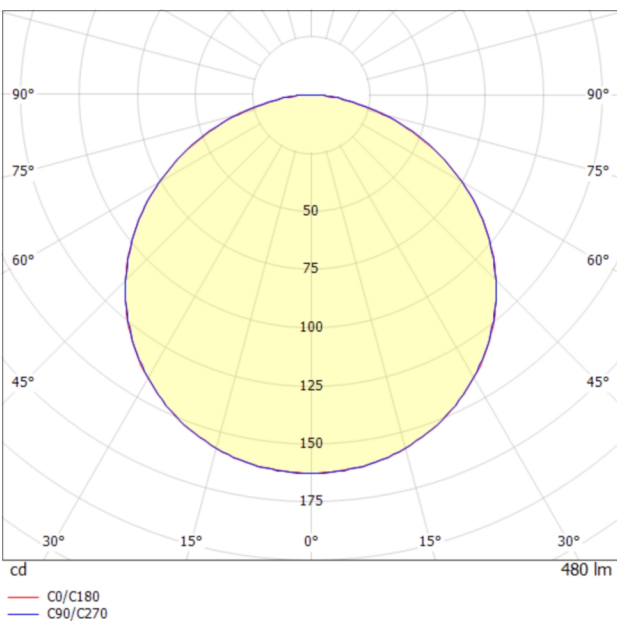
Length:	1000 mm
Width:	8 mm
Height:	2 mm
Weight:	-

Status 08.12.2020

Technical amendments and errors reserved.

**Light output 1 (LED 6000K - CRI 90):**

<b>Lamp type:</b>	LED
<b>Lamp power:</b>	4.8 W
<b>Total luminous flux:</b>	480 lm
<b>Light efficiency:</b>	100 lm/W
<b>CCT:</b>	6000 K
<b>CRI:</b>	90
<b>Light distribution:</b>	(Symmetrical) Wide flood (half value angle 45° ... 125°)



# Data sheet

L62804 - Flex Strip 300 Mono - W



0.5	1.58	E(0°) E(C0)	57.7°	507 39
1.0	3.16	E(0°) E(C0)	57.7°	127 10
1.5	4.75	E(0°) E(C0)	57.7°	56 4
2.0	6.33	E(0°) E(C0)	57.7°	32 2
2.5	7.91	E(0°) E(C0)	57.7°	20 2
3.0	9.49	E(0°) E(C0)	57.7°	14 1

Distance                      Cone diameter                      Illuminance

— C0/C180 (Half-peak divergence: 115.4°)

## Glare evaluation according to UGR

p Ceiling	70	70	50	50	30	70	70	50	50	30
p Walls	50	30	50	30	30	50	30	50	30	30
p Floor	20	20	20	20	20	20	20	20	20	20

Room size X	Y	Viewing direction at right angles to lamp axis					Viewing direction parallel to lamp axis				
		2H	2H	25.3	26.6	25.6	26.8	27.1	25.3	26.6	25.6
2H	3H	26.8	28.0	27.2	28.3	28.6	26.8	28.1	27.2	28.3	28.6
2H	4H	27.4	28.6	27.8	28.9	29.2	27.5	28.6	27.8	28.9	29.2
2H	6H	27.8	28.9	28.2	29.2	29.5	27.9	28.9	28.2	29.2	29.5
2H	8H	28.0	29.0	28.3	29.3	29.6	28.0	29.0	28.4	29.3	29.7
2H	12H	28.0	29.0	28.4	29.3	29.7	28.1	29.0	28.5	29.4	29.7
4H	2H	26.0	27.1	26.3	27.4	27.7	26.0	27.1	26.3	27.4	27.7
4H	3H	27.7	28.7	28.1	29.0	29.4	27.7	28.7	28.1	29.0	29.4
4H	4H	28.4	29.3	28.8	29.6	30.0	28.5	29.3	28.9	29.7	30.0
4H	6H	28.9	29.7	29.4	30.1	30.5	29.0	29.7	29.4	30.1	30.5
4H	8H	29.1	29.8	29.6	30.2	30.6	29.2	29.9	29.6	30.3	30.7
4H	12H	29.2	29.8	29.7	30.3	30.7	29.3	29.9	29.7	30.3	30.8
8H	4H	28.7	29.4	29.2	29.8	30.2	28.7	29.4	29.2	29.8	30.2
8H	6H	29.4	29.9	29.8	30.4	30.8	29.4	30.0	29.9	30.4	30.9
8H	8H	29.6	30.1	30.1	30.6	31.0	29.7	30.1	30.1	30.6	31.1
8H	12H	29.8	30.2	30.3	30.7	31.2	29.8	30.2	30.3	30.7	31.2
12H	4H	28.7	29.4	29.2	29.8	30.2	28.8	29.4	29.2	29.8	30.2
12H	6H	29.4	29.9	29.9	30.4	30.9	29.5	30.0	29.9	30.4	30.9
12H	8H	29.7	30.1	30.2	30.6	31.1	29.7	30.2	30.2	30.6	31.1

Variation of the observer position for the luminaire distances S		
S = 1.0H	+0.1 / -0.1	+0.1 / -0.1
S = 1.5H	+0.2 / -0.3	+0.2 / -0.3
S = 2.0H	+0.4 / -0.7	+0.4 / -0.7

Standard table	BK06	BK06
Correction summand	12.5	12.5

Correction glare indices referring to 480lm total luminous flux