

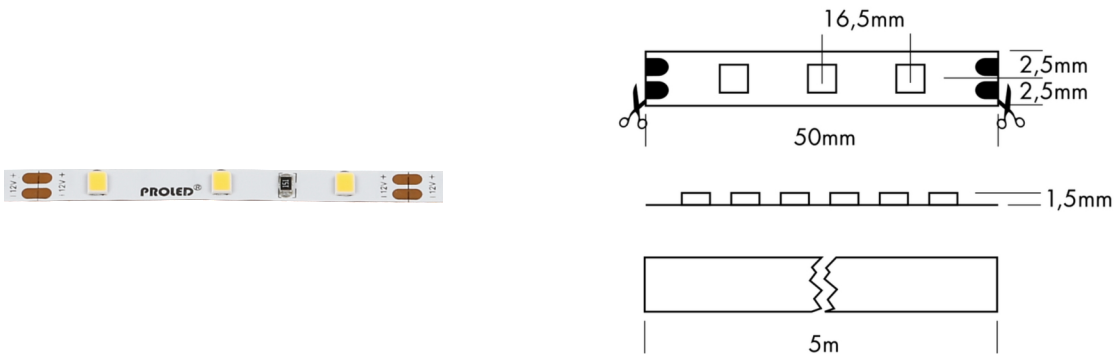
Data sheet

L62808T - Flex Strip 300 Thin Mono - NW

PROLED®

Article name: Flex Strip 300 Thin Mono - NW

Article number: L62808T



Article description:

The PROLED FLEX STRIPS are perfect for indirect lighting, as custom made versions for fair or shop applications as well as for all kinds of illumination. Due to their shallow design and the individually adaptable lengths the PROLED FLEX STRIPS offer a wide spectrum of application possibilities.

- Extra Thin (5mm)
- High flexibility - adaptable to round shapes.
- Installation with 3M adhesive tape on the strip's backside (self adhesive)
- dimmable and controllable via DMX 512, DALI, KNX, 1-10V, CASAMBI, RF by MULTI power supplies/controller

Technical:

| | | | |
|---------------------------|----------------------------|------------------|---------|
| Mounting type: | Surface-mounted on ceiling | Electric: | |
| Adjustability: | Fixed | System power: | 4.8 W |
| Controllability: | Dimmable | Current: | 24 V |
| Safety: | IP20 | Safety class: | 3 |
| Temperature range: | -10...45 °C | EEL: | A++ - A |
| Lifetime: | 50.000 h at L80B10 | UGR: | 28.94 |

Shape and dimensions:

| | |
|---------|---------|
| Length: | 1000 mm |
| Width: | 5 mm |
| Height: | 2 mm |
| Weight: | - |

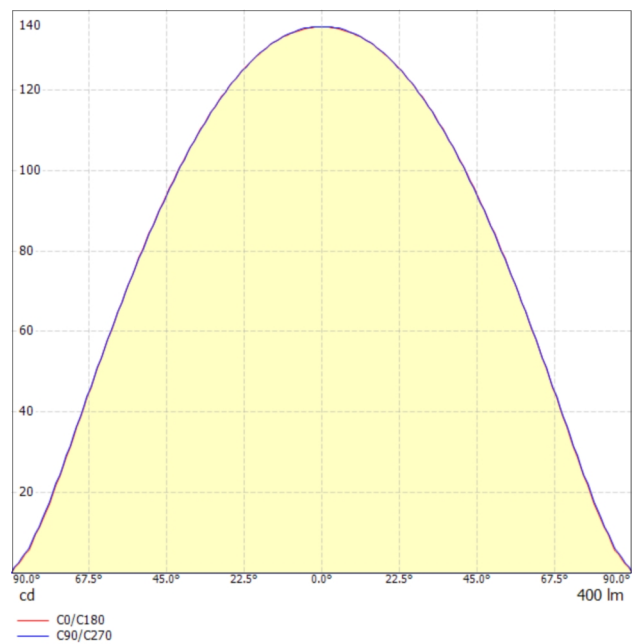
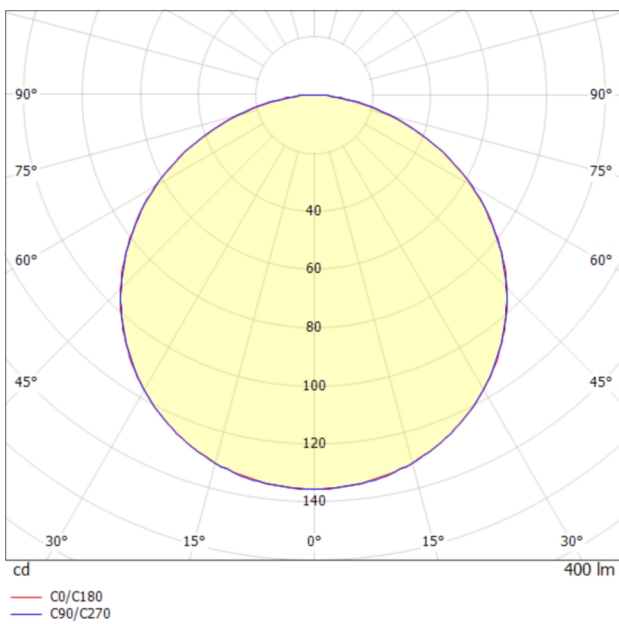
Status 08.12.2020

Technical amendments and errors reserved.

PROLED®
MBN GmbH | Balthasar-Schaller-Str. 3 | 86316 Friedberg | Germany
Phone +49.821.60099-0 | Fax +49.821.60099-99
info@proled.com | proled.com

Light output 1 (LED 4000K - CRI 90):

| | |
|-----------------------------|--|
| Lamp type: | LED |
| Lamp power: | 4.8 W |
| Total luminous flux: | 400 lm |
| Light efficiency: | 83.3 lm/W |
| CCT: | 4000 K |
| CRI: | 90 |
| Light distribution: | (Symmetrical) Wide flood (half value angle 45° ... 125°) |



Data sheet

L62808T - Flex Strip 300 Thin Mono - NW



| | | | | |
|-----|------|----------------|--------------|----|
| 0.5 | 1.58 | E(0°) E(C0) | 481 57.7° | 37 |
| 1.0 | 3.16 | E(0°) E(C0) | 120 57.7° | 9 |
| 1.5 | 4.75 | E(0°) E(C0) | 53 57.7° | 4 |
| 2.0 | 6.33 | E(0°) E(C0) | 30 57.7° | 2 |
| 2.5 | 7.91 | E(0°) E(C0) | 19 57.7° | 1 |
| 3.0 | 9.49 | E(0°) E(C0) | 13 57.7° | 1 |

Distance Cone diameter Illuminance

— C0/C180 (Half-peak divergence: 115.4°)

Glare evaluation according to UGR

| | | | | | | | | | | |
|-----------|----|----|----|----|----|----|----|----|----|----|
| ρ Ceiling | 70 | 70 | 50 | 50 | 30 | 70 | 70 | 50 | 50 | 30 |
| ρ Walls | 50 | 30 | 50 | 30 | 30 | 50 | 30 | 50 | 30 | 30 |
| ρ Floor | 20 | 20 | 20 | 20 | 20 | 20 | 20 | 20 | 20 | 20 |

| Room size X | Y | Viewing direction at right angles to lamp axis | | | | | Viewing direction parallel to lamp axis | | | | |
|----------------|-----|---|------|------|------|------|--|------|------|------|------|
| | | 2H | 2H | 25.1 | 26.4 | 25.4 | 26.7 | 26.9 | 25.1 | 26.4 | 25.4 |
| 2H | 3H | 26.7 | 27.9 | 27.0 | 28.1 | 28.4 | 26.7 | 27.9 | 27.0 | 28.1 | 28.4 |
| 2H | 4H | 27.3 | 28.4 | 27.6 | 28.7 | 29.0 | 27.3 | 28.4 | 27.6 | 28.7 | 29.0 |
| 2H | 6H | 27.7 | 28.7 | 28.0 | 29.0 | 29.3 | 27.7 | 28.8 | 28.1 | 29.1 | 29.4 |
| 2H | 8H | 27.8 | 28.8 | 28.2 | 29.1 | 29.4 | 27.8 | 28.8 | 28.2 | 29.2 | 29.5 |
| 2H | 12H | 27.8 | 28.8 | 28.2 | 29.1 | 29.5 | 27.9 | 28.9 | 28.3 | 29.2 | 29.5 |
| 4H | 2H | 25.8 | 26.9 | 26.1 | 27.2 | 27.5 | 25.8 | 26.9 | 26.1 | 27.2 | 27.5 |
| 4H | 3H | 27.5 | 28.5 | 27.9 | 28.8 | 29.2 | 27.5 | 28.5 | 27.9 | 28.8 | 29.2 |
| 4H | 4H | 28.3 | 29.1 | 28.7 | 29.5 | 29.8 | 28.3 | 29.1 | 28.7 | 29.5 | 29.9 |
| 4H | 6H | 28.8 | 29.5 | 29.2 | 29.9 | 30.3 | 28.8 | 29.6 | 29.2 | 29.9 | 30.4 |
| 4H | 8H | 28.9 | 29.6 | 29.4 | 30.0 | 30.5 | 29.0 | 29.7 | 29.4 | 30.1 | 30.5 |
| 4H | 12H | 29.0 | 29.7 | 29.5 | 30.1 | 30.5 | 29.1 | 29.7 | 29.6 | 30.1 | 30.6 |
| 8H | 4H | 28.5 | 29.2 | 29.0 | 29.6 | 30.1 | 28.6 | 29.3 | 29.0 | 29.7 | 30.1 |
| 8H | 6H | 29.2 | 29.8 | 29.7 | 30.2 | 30.7 | 29.2 | 29.8 | 29.7 | 30.2 | 30.7 |
| 8H | 8H | 29.4 | 29.9 | 29.9 | 30.4 | 30.9 | 29.5 | 30.0 | 30.0 | 30.4 | 30.9 |
| 8H | 12H | 29.6 | 30.0 | 30.1 | 30.5 | 31.0 | 29.6 | 30.1 | 30.1 | 30.5 | 31.1 |
| 12H | 4H | 28.6 | 29.2 | 29.0 | 29.6 | 30.0 | 28.6 | 29.2 | 29.0 | 29.6 | 30.1 |
| 12H | 6H | 29.2 | 29.7 | 29.7 | 30.2 | 30.7 | 29.3 | 29.8 | 29.8 | 30.2 | 30.7 |
| 12H | 8H | 29.5 | 29.9 | 30.0 | 30.4 | 30.9 | 29.6 | 30.0 | 30.1 | 30.5 | 31.0 |

| Variation of the observer position for the luminaire distances S | | |
|--|-------------|-------------|
| S = 1.0H | +0.1 / -0.1 | +0.1 / -0.1 |
| S = 1.5H | +0.2 / -0.3 | +0.2 / -0.3 |
| S = 2.0H | +0.4 / -0.7 | +0.4 / -0.7 |

| Standard table | BK06 | BK06 |
|--------------------|------|------|
| Correction summand | 12.3 | 12.3 |

Correction glare indices referring to 400lm total luminous flux