

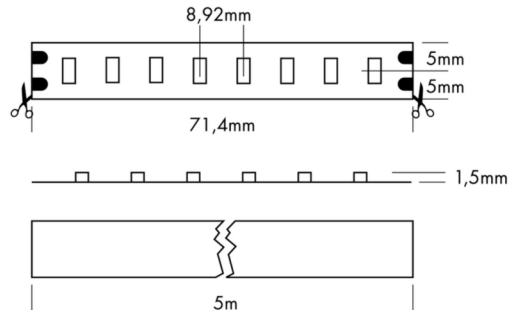
Data sheet

L6810826HL - Flex Strip 5630 HE+ Mono - SWW

PROLED®

Article name: Flex Strip 5630 HE+ Mono - SWW

Article number: L6810826HL



Article description:

The PROLED FLEX STRIPS are perfect for indirect lighting, as custom made versions for fair or shop applications as well as for all kinds of illumination. Due to their shallow design and the individually adaptable lengths the PROLED FLEX STRIPS offer a wide spectrum of application possibilities.

- High efficiency (> 150 lumen per Watt)
- High flexibility - adaptable to round shapes.
- Installation with 3M adhesive tape on the strip's backside (self adhesive)
- dimmable and controllable via DMX 512, DALI, KNX, 1-10V, CASAMBI, RF by MULTI power supplies/controller

Technical:

Mounting type:	Surface-mounted on ceiling	Electric:	
Adjustability:	Fixed	System power:	19 W
Controllability:	Dimmable	Current:	24 V
Safety:	IP20	Safety class:	3
Temperature range:	-10...45 °C	EEL:	A++ - A
Lifetime:	50.000 h at L80B10	UGR:	34.84

Shape and dimensions:

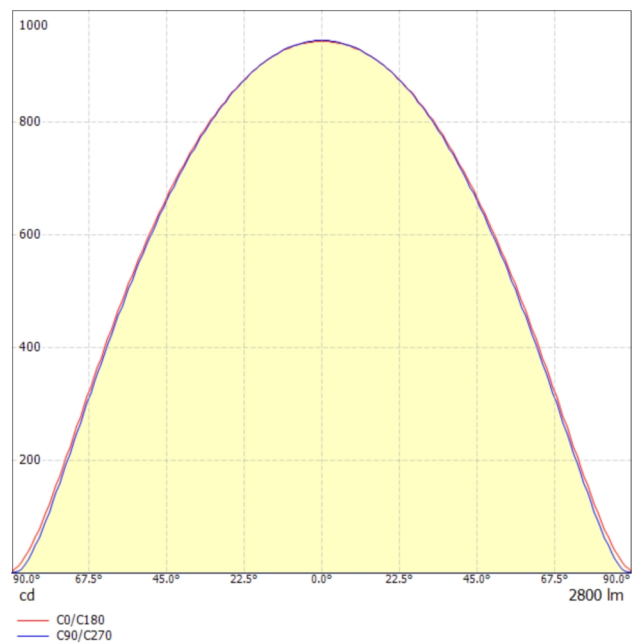
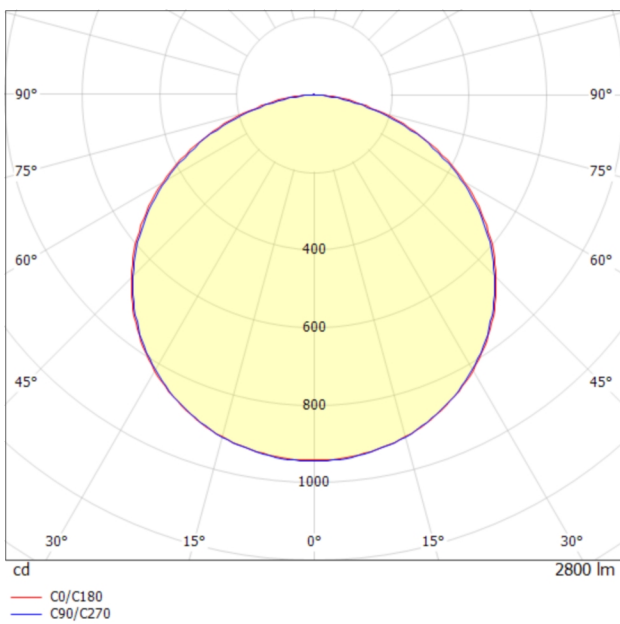
Length:	1000 mm
Width:	10 mm
Height:	2 mm
Weight:	-

Status 08.12.2020

Technical amendments and errors reserved.

Light output 1 (LED 2700K - CRI 90):

Lamp type:	LED
Lamp power:	19 W
Total luminous flux:	2800 lm
Light efficiency:	147.4 lm/W
CCT:	2700 K
CRI:	90
Light distribution:	(Symmetrical) Wide flood (half value angle 45° ... 125°)



Data sheet

L6810826HL - Flex Strip 5630 HE+ Mono - SWW



Distance	Cone diameter	Illuminance
0.5	1.59 1.64	E(0°) 3967 E(C90) 57.9° 299 E(C0) 58.6° 281
1.0	3.19 3.28	E(0°) 992 E(C90) 57.9° 75 E(C0) 58.6° 70
1.5	4.78 4.91	E(0°) 441 E(C90) 57.9° 33 E(C0) 58.6° 31
2.0	6.38 6.55	E(0°) 248 E(C90) 57.9° 19 E(C0) 58.6° 18
2.5	7.97 8.19	E(0°) 159 E(C90) 57.9° 12 E(C0) 58.6° 11
3.0	9.56 9.83	E(0°) 110 E(C90) 57.9° 8 E(C0) 58.6° 8

— C0/C180 (Half-peak divergence: 117.2°)
— C90/C270 (Half-peak divergence: 115.8°)

Glare evaluation according to UGR

Room size	X	Y	Viewing direction at right angles to lamp axis					Viewing direction parallel to lamp axis				
p Ceiling	70	70	50	50	30	30	70	70	50	50	30	30
p Walls	50	30	50	30	30	30	50	30	50	30	30	30
p Floor	20	20	20	20	20	20	20	20	20	20	20	20
Room size	X	Y	Viewing direction at right angles to lamp axis					Viewing direction parallel to lamp axis				
2H	2H		31.0	32.4	31.3	32.6	32.8	31.0	32.3	31.2	32.5	32.8
2H	3H		32.6	33.8	32.9	34.1	34.3	32.5	33.7	32.8	34.0	34.2
2H	4H		33.2	34.3	33.5	34.6	34.9	33.0	34.2	33.4	34.5	34.8
2H	6H		33.6	34.7	34.0	35.0	35.3	33.4	34.4	33.7	34.7	35.1
2H	8H		33.7	34.7	34.1	35.0	35.4	33.5	34.5	33.8	34.8	35.1
2H	12H		33.8	34.7	34.1	35.1	35.4	33.5	34.4	33.8	34.8	35.1
4H	2H		31.7	32.8	32.1	33.1	33.4	31.7	32.8	32.0	33.1	33.4
4H	3H		33.5	34.4	33.8	34.8	35.1	33.4	34.3	33.7	34.7	35.0
4H	4H		34.2	35.0	34.6	35.4	35.8	34.0	34.9	34.4	35.2	35.6
4H	6H		34.7	35.4	35.1	35.8	36.2	34.5	35.2	34.9	35.6	36.0
4H	8H		34.8	35.5	35.3	35.9	36.3	34.6	35.3	35.0	35.7	36.1
4H	12H		34.9	35.5	35.4	36.0	36.4	34.6	35.2	35.1	35.7	36.1
8H	4H		34.4	35.1	34.9	35.5	35.9	34.3	35.0	34.8	35.4	35.8
8H	6H		35.1	35.6	35.5	36.1	36.5	34.9	35.4	35.3	35.9	36.3
8H	8H		35.3	35.8	35.8	36.2	36.7	35.0	35.5	35.5	36.0	36.5
8H	12H		35.4	35.8	35.9	36.3	36.8	35.1	35.5	35.6	36.0	36.5
12H	4H		34.5	35.1	34.9	35.5	35.9	34.3	35.0	34.8	35.4	35.8
12H	6H		35.1	35.6	35.6	36.0	36.5	34.9	35.4	35.4	35.9	36.3
12H	8H		35.3	35.8	35.8	36.2	36.7	35.1	35.5	35.6	36.0	36.5
Variation of the observer position for the luminaire distances S												
S = 1.0H	+0.1 / -0.1					+0.1 / -0.1						
S = 1.5H	+0.2 / -0.3					+0.2 / -0.4						
S = 2.0H	+0.4 / -0.7					+0.4 / -0.7						
Standard table	BK05					BK05						
Correction summand	17.7					17.6						
Correction glare indices referring to 2800lm total luminous flux												

Status 08.12.2020

Technical amendments and errors reserved.